

**ENGLISH**

**Day 1**

**Read the paragraph and circle the Adverbs with any colour and choose any 4 adverbs and make sentences**

**Today I helped my mom cook dinner. We carefully cut the vegetables and slowly placed them into a boiling pot of water. Next, mom quickly browned the chicken and patiently let it cook through. I eagerly waited for my next job, which was to gently sprinkle spices into the soup. But, I accidently poured in too much salt. I quickly told my mom my mistake, and she sweetly told me, as a child, she had coincidentally made the same mistake.**

1. ....  
.....
2. ....  
.....
3. ....  
.....
4. ....  
.....



## Day 2

### Adjectives (Revisit)

Fill in the blanks with the correct words from the brackets.

1. An elephant is a \_\_\_\_\_ animal. (tiny/big)
2. A mouse is a ..... animal. (small/new)
3. It was very \_\_\_\_\_ this summer. (hot/chilly)
4. Hyderabad is a very ..... city. (cold/pink)
5. Amit has lost his \_\_\_\_\_ pencil. (important/new)
6. My uncle bought a ..... Bicycle. (red/broken)
7. Ganga is a very \_\_\_\_\_ river. (long/heavy)
8. Arnab is a ..... footballer. (good/dull)



**Revise Adjectives and Adverbs.**

# MATHS

## Money

### Just for Reading

In India following coins are used.



Following currency notes are used in our country.



₹ - International symbol for Rupees  
25 rupees we write as Rs. 25 or ₹ 25









\*\*\* Watch the video to understand more about money

[https://www.youtube.com/watch?v=GtIL\\_5Ct5rU](https://www.youtube.com/watch?v=GtIL_5Ct5rU)

**Day 1**









Task 1

How many paise do these children have? (Change rupees into paise.)

 Neha	 +	<input type="text"/>
 Manan	 +	<input type="text"/>
 Anant	 +	<input type="text"/>
 Sana	 -	<input type="text"/>





---

How many rupees do these children have?

 Aman	 +	<input type="text"/>
 Heena	 +	<input type="text"/>
 Samira	 +	<input type="text"/>
 Ankan	 +	<input type="text"/>

---

Ring the correct amount of money.



	₹ 12
	₹ 23
	₹ 25
	₹ 16




110

Task 2

### EXCHANGE OF NOTES AND COINS











 = 500 paise = 

Also,  =   +  

Now try:  =   =   +  

Fill in the boxes.

	=	<input type="text"/>	
	=	<input type="text"/>	
	=	<input type="text"/>	
	=	<input type="text"/>	

	=	<input type="text"/>	
	=	<input type="text"/>	
	=	<input type="text"/>	
	=	<input type="text"/>	

Tick (✓) the correct answer.

1. Mehak has



She wants to buy



She needs



2. Param buys



He gives the shopkeeper



He will get back



**Day 2**

**Conversion of money**

**□ 1 = 100 p**

**Task 1**

**Convert rupees into paise**

- a) □ 35
- b) □ 4.5
- c) □ 28
- d) □ 50

**Task 2**

**Convert paise into rupees**

- a) 2400 p
- b) 1750 p
- c) 500 p
- d) 3000 p

**Money**

Find the total amount. Fill in the blanks.

	=	<input style="width: 80px; height: 40px;" type="text"/>
	=	<input style="width: 80px; height: 40px;" type="text"/>
	=	<input style="width: 80px; height: 40px;" type="text"/>
	=	<input style="width: 80px; height: 40px;" type="text"/>
	=	<input style="width: 80px; height: 40px;" type="text"/>



## विलोम शब्द

### अभ्यास-कार्य

(क). दिए गए शब्दों के सही विलोम शब्द पर गोला (○) लगाएँ -

१. अपना बुरा पराया	२. खुशबू सुगंध बदबू	३. आकाश पाताल नीचे
४. सूखा कठोर गीला	५. अमीर पुराना गरीब	६. मोटा पतला उदास

(ख). निम्नलिखित शब्दों के उचित विमोम शब्द सेब में से छाँटकर लिखें -

१. कोमल - \_\_\_\_\_
२. हानि - \_\_\_\_\_
३. आज़ाद - \_\_\_\_\_
४. मित्र - \_\_\_\_\_
५. सुबह - \_\_\_\_\_



# UOI

## Day 1

### Theme: How We Express Ourselves Formative Assessment 2

**Conceptual Understanding:** Importance of signs and symbols.

**Task:** Reflect on the importance of signs and symbols and what message did they convey.

Criteria	Exemplary (4)	Accomplished (3)	Developing (2)	Beginning (1)
<b>Information</b>	Includes all relevant information that supports adequate details	Includes most of the relevant information that supports details	Includes some relevant information	Includes little relevant information
<b>Thinking skill</b>	Displays excellent critical thinking skills	Displays good critical thinking skills	Displays Satisfactory critical thinking skills	Displays critical thinking skills with help
<b>Reflective</b>	Reflects understanding creatively and logically on all types of signs and symbols	Reflects understanding creatively and logically on most types of signs and symbols	Reflects understanding creatively and logically on few types of signs and symbols	Reflects understanding creatively and logically on one type of signs and symbols



## Task 1

Draw/paste signs & symbols (any one) placed near places mentioned in the tabular. Explore the message conveyed by them. Also give reasons/importance of using them.

	Sign/symbol placed near.....	What message it conveys?	Why it is used here?
			
 <small>shutterstock.com • 290488757</small>			
			
 <small>shutterstock.com • 417395500</small>			
 <small>VectorStock</small>			

## Maths Integration






### Task 1

Create a sign/symbol using various shapes to convey a secret message and explain the properties of the shapes you used.

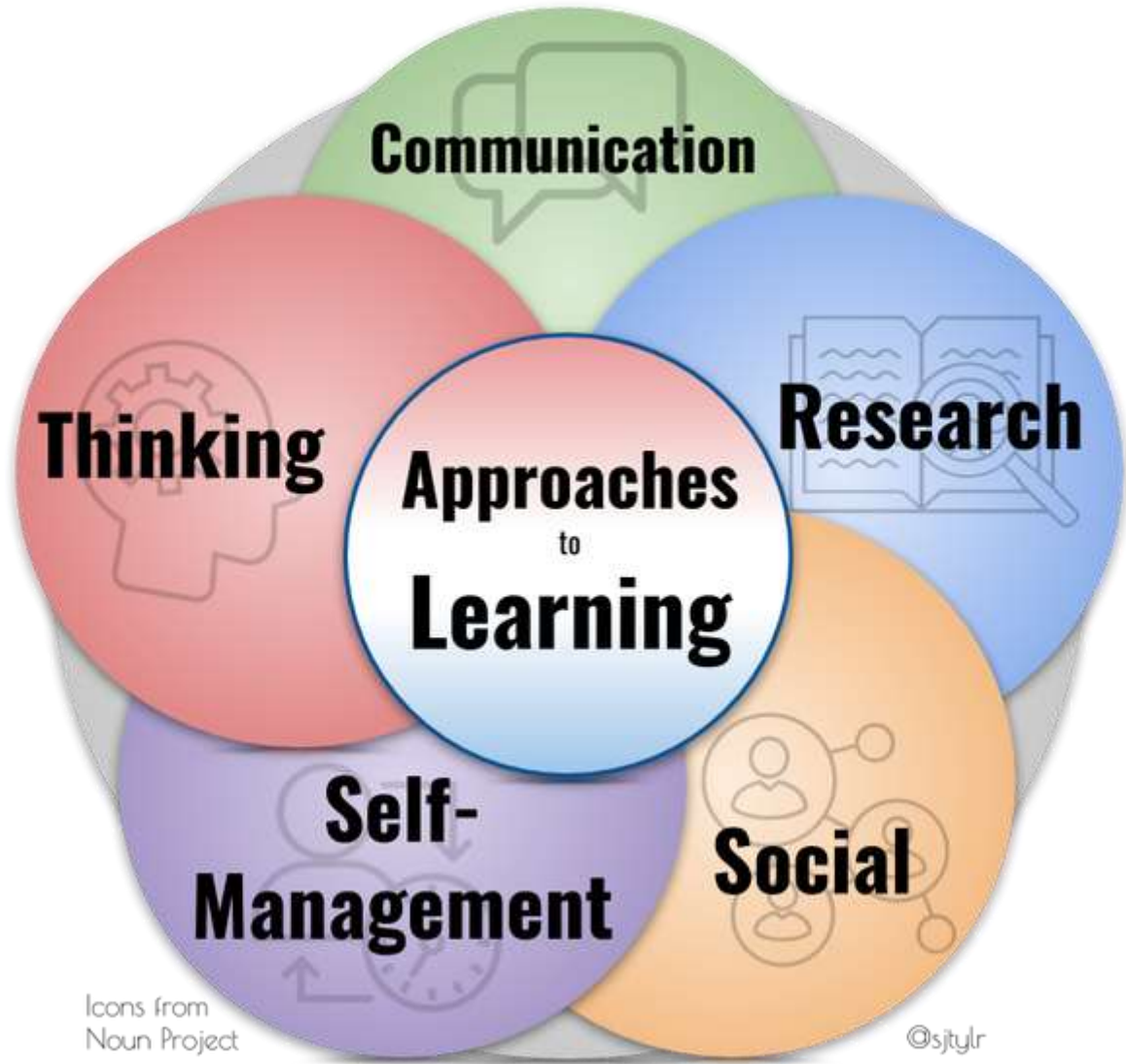
Steps:

- Record different types of signs.
- Choose the correct shape and colour according to the signs and symbols.
- Present the understanding by drawing and colouring.
- Mention the name of signs and symbols.

### Self-assessment

Different stages of SOLO Taxonomy				
Level 1	Level 2	Level 3	Level 4	Level 5
Pre-structural Level	Uni-structural Level	Multi-structural Level	Relational Level	At the extended abstract level
				
I showcased basic understanding of shapes for creating message using signs and symbols	I showcased some understanding of shapes for creating message using signs and symbols	I showcased good understanding of shapes for creating message using signs and symbols	I connected my understanding of shapes for creating a unique message using signs and symbols	I extended various aspects of shapes for creating awesome messages using signs and symbols

**Day 2**



Task: Choose any two Approaches to Learning (ATL) and create a symbol for them.

Approaches to Learning	Symbol

## SELF-ASSESSMENT

1. I like working:  
Shade your answer.



Solo



Duo



(Small) Squad



(Full) Squad

2. I do my best work:  
Colour your answer.



At home



In the class



At the library

Other space (draw)

3. When I get really stuck:  
Circle your answer.



I'll ask a friend



I'll figure it out solo



I'll rage



I'll ask the teacher

4. The tech I learn best  
with:  
Decorate your answer.



My phone



A laptop



An iPad / tablet



No tech

5. I'm most productive:  
Draw time on clock face!



Early morning



Mid-morning



After lunch



Evening / night

6. I learn best by:  
Multiple answers possible.



Watching



Listening



Reading



Hands-on

7. The motivator that most  
helps me learn is:  
Circle your answer.



A challenge



Enthusiasm




Grades / future job



Fear

8. I work best with:  
Circle your answer.



No music



Quiet class music



Headphones



Music pumping

9. I value most in a teacher:  
Circle your answer.



Fairness



Creativity



Humor



Leadership

10. My preferred level of  
class chat is:  
Circle your answer.



No talk



Whispers



Quiet talk



Free talk

Match the greetings from different countries with their languages.

Greetings (Hello)

Countries (Hello)

1. Guten Tag!



(a) Japan

2. Hola



(b) Uganda (Swahili)

3. Kon'nichiwa



(c) French

4. Nǐhǎo



(d) Italian

5. Kikati (Chi)



(e) Germany

6. Bonjour

(f) Russian

7. Ciao



(g) Spanish

8. Zdras-Tyuv-te

(h) Chinese (Mandarin)

There are many animated movies that have been great hits.  
Can you identify some of them shown below?



- (a) Happy Feet (b) Finding Nemo (c) Dumbo (d) The Good Dinosaur  
(e) Wall.E (f) Up (g) Toy Story (h) The Lion King

HELP BOX

MUSIC

SIGN AND SYMBOLS WE USE IN MUSIC

Task:-

NAME THE SIGN



-

---



-

---



-

---



-

---



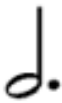
-

---



-

---



-

---

WRITING PRACTICE

हिंदी सुलेख पुस्तिका में पृष्ठ: 17, 18 करो